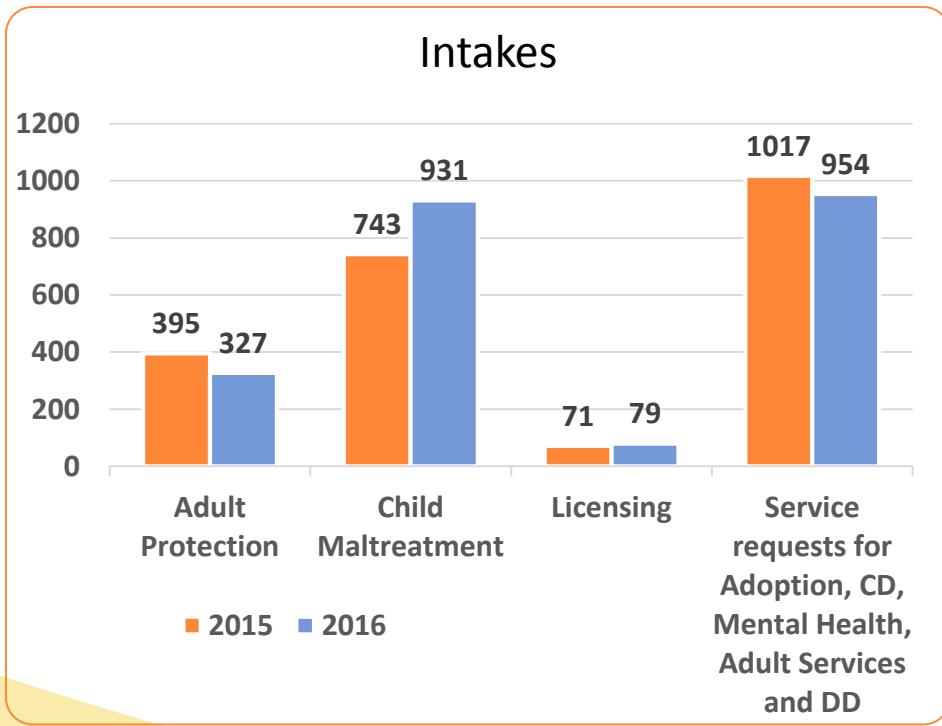


Chisago County Health & Human Services

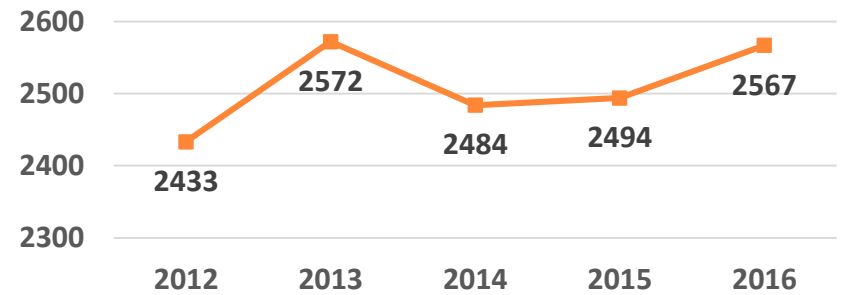
Annual Report
2016
Part 1
Human Services



Social Services Intake



**Intake Requests for Service
(not including contacts for information only)**



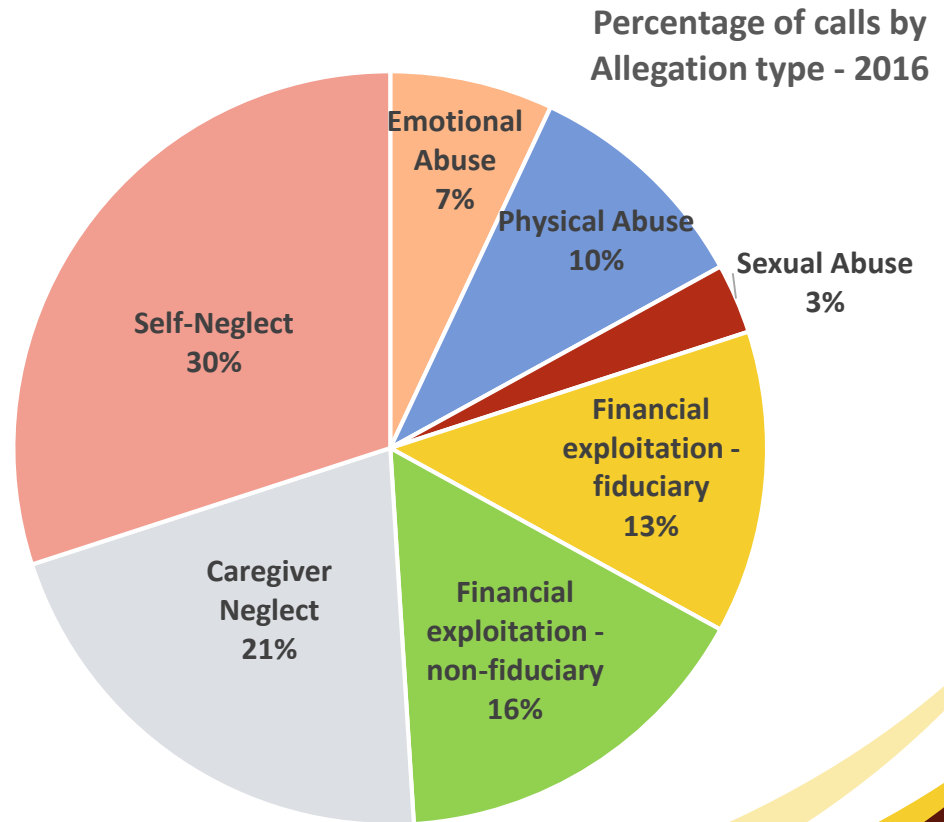
The intake unit provides services to clients who walk-in or call. The service provided may be to process a service request for all age county residents or take a maltreatment report regarding a child. All initial Adult Protection intakes go through the Minnesota Adult Abuse Reporting Center which is a state wide reporting system.

Adult Protection

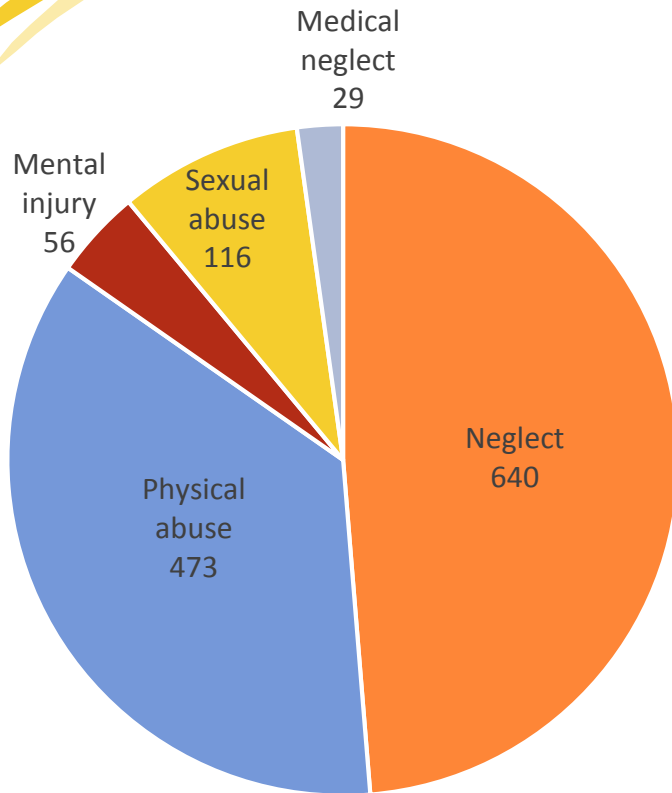
Adult protection assesses and provides services to improve the health and safety of vulnerable adults.

327 Adult Protection intakes were received in 2016.

	Screened In Reports	Substantiated Reports
2016	96	19
2015	104	12



Child Protection



Child Protection Allegations by Type 2016

Court filings for permanency , adoption, or out of home placement actions .

2014 – 52

2015 – 60

2016 – 82

*Filed by the County Attorney office on behalf of cases originating in Human Services

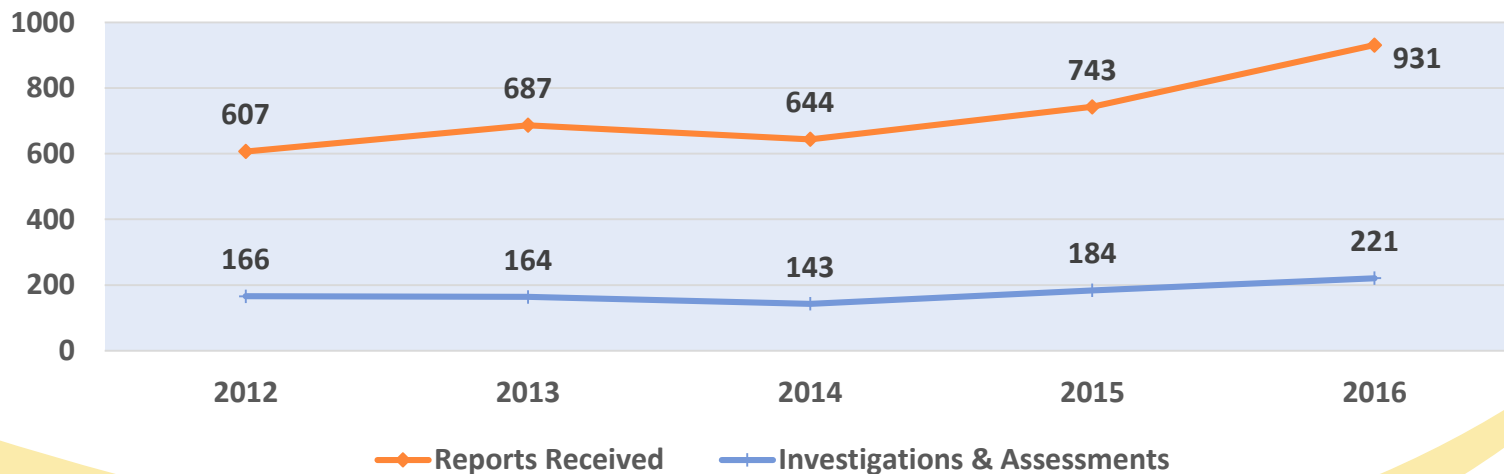
Termination of Parental Rights

2016 – 26 children

2015 – 18 children

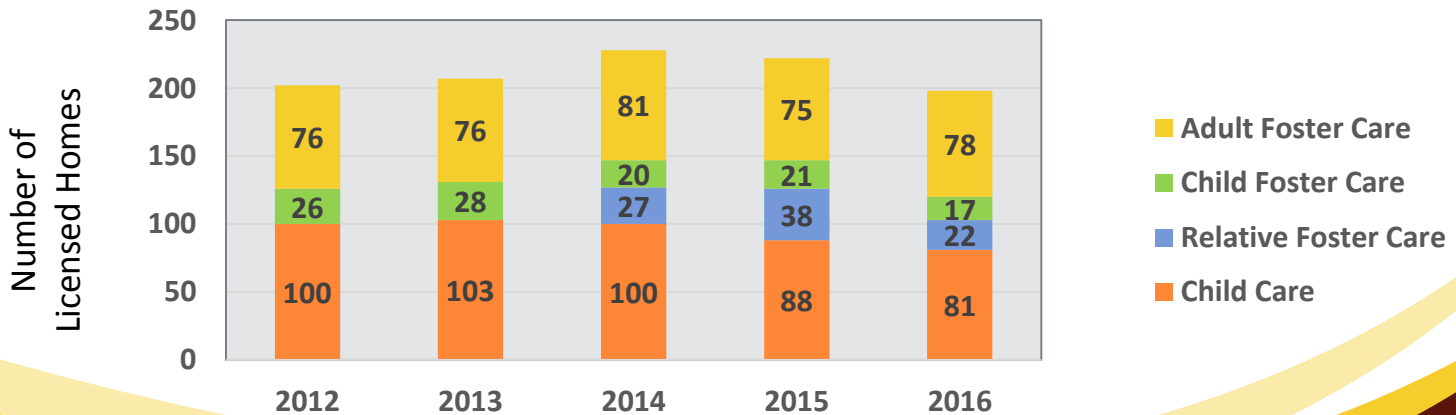
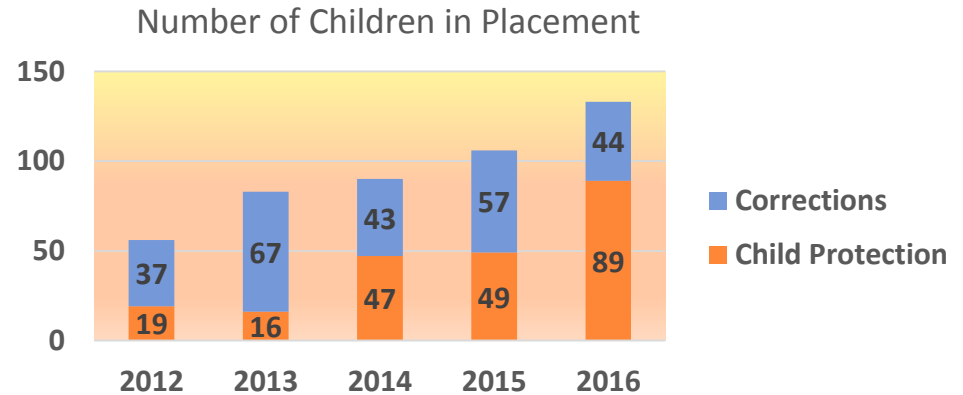
Child Protection

- Chisago County has seen an increase of 25% from 2015 to 2016 in the number of child maltreatment intakes received.
- There has been an increase of 20% from 2015 to 2016 in the number of assigned Family Assessments and Family Investigations.



Out of Home Placements

The Department supports relative placement when a child cannot remain with their parent/guardian



Foster Care Trends

Chisago County continues to have an increased number of children in placement which puts a strain on our licensed homes. Chisago County foster care licensing is responsible for licensing relative homes for Chisago County children placed within county borders and for children from other counties placed here.

The Department increased recruitment efforts for foster homes significantly in 2016.

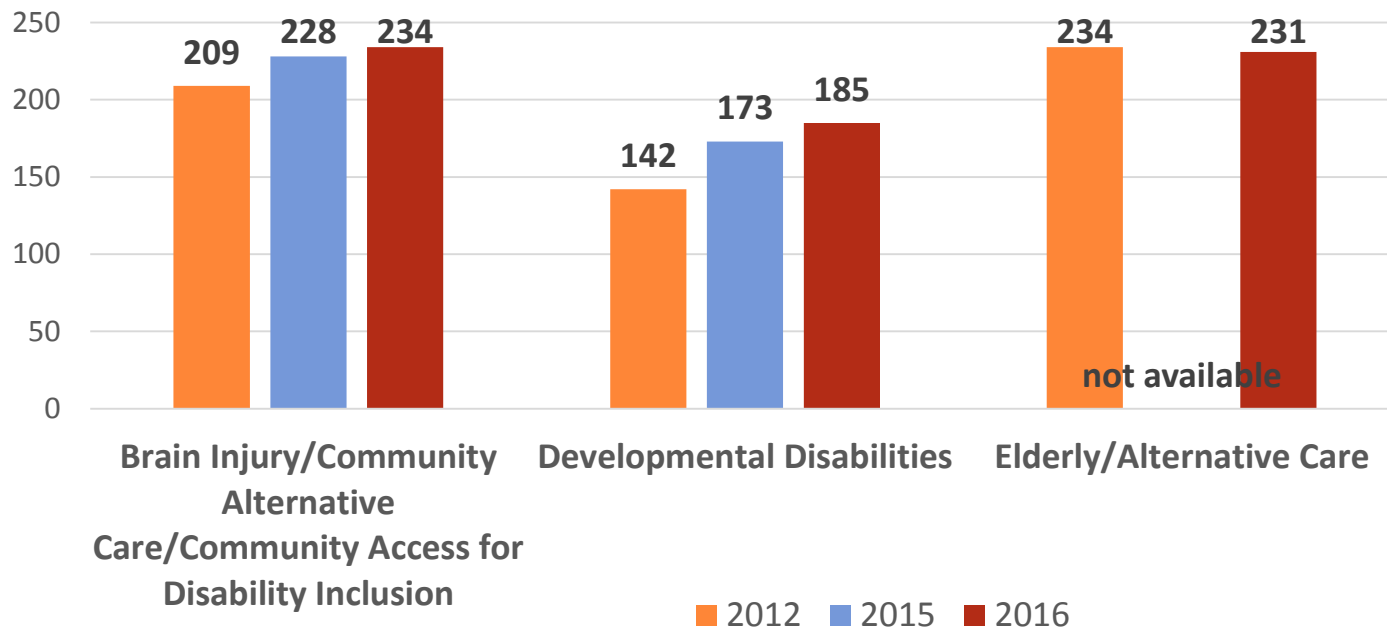
The need for foster care providers remains high.



Aging & Disabilities

- **Health and Human Services provides MN Choice Assessments, Case Management and Home and Community Based Service waivers (HCBS) to persons with Developmental Disabilities, Physical Disabilities, Brain Injuries and the Elderly.**
- **Currently the Health and Human Services Department manages approximately 27 million Federal Medicaid dollars, most of which is spent within Chisago County.**
- The Health and Human Services department developed two special needs homes in 2016, in Chisago county, to support special needs individuals. Which resulted in the consumer's being able to return to their home community.

Waiver Program Enrollment in Chisago County



MnChoices Assessment Volume

- 837 MnChoices assessments were completed in 2016. with 191 delivered to persons over the age of 65, a 70% increase over 2015.
- Assessments are completed for all who request it, and completed at a minimum annually.
- MnChoices Assessors spend on average 11 hours of time (including travel time) to:
 - Complete an assessment
 - Verify eligibility
 - Develop a community support plan, and
 - Submit required information to the state

Waiver Case Management

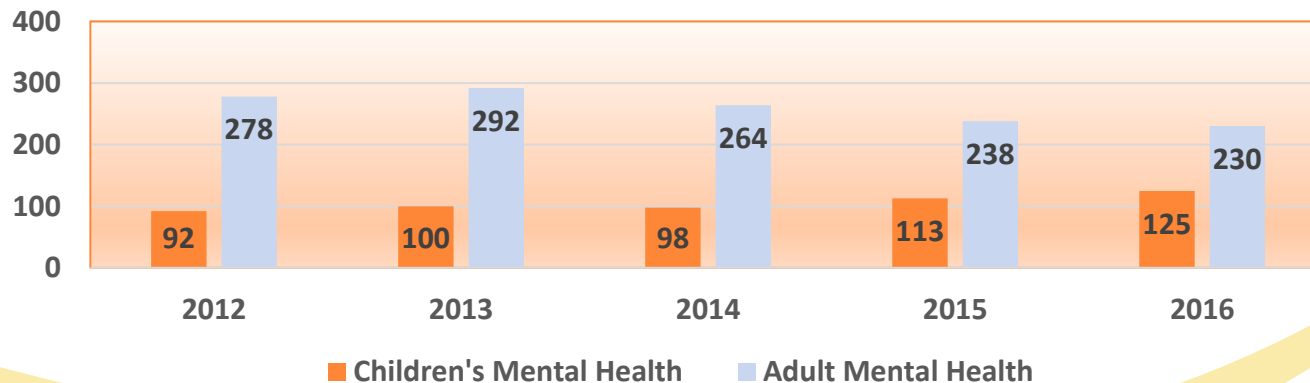
- Clients who choose to participate in any of the Waiver programs must receive case management.
- There were a total of 464 open case management cases at the end of 2016.
- Chisago County contracts with three case management companies.
 - Meridian , Thomas Allen, Pinnacle Services
- These three case management companies manage 400 of the open cases.
- Chisago County supports client choice of case management companies.
- Today, Chisago County is a choice only by exception.

Mental Health Services

Crisis Line 1-800-523-3333

Health and Human Services provides targeted case management to persons with significant mental health needs and collaborates to provide the mental health services in the least restrictive setting. Individuals engage in an individualized plan of care meeting with case management for support, referrals and resources, crisis services, and collaboration with mental health providers to achieve stability.

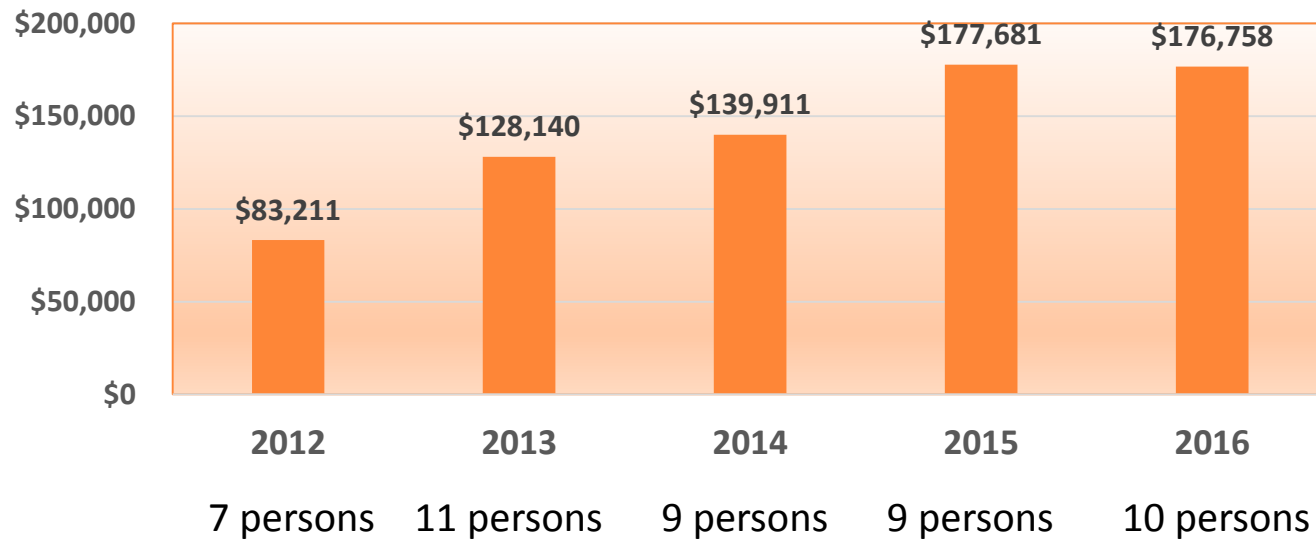
Number of clients served



Mental Health Services

State Hospital

Cost to County



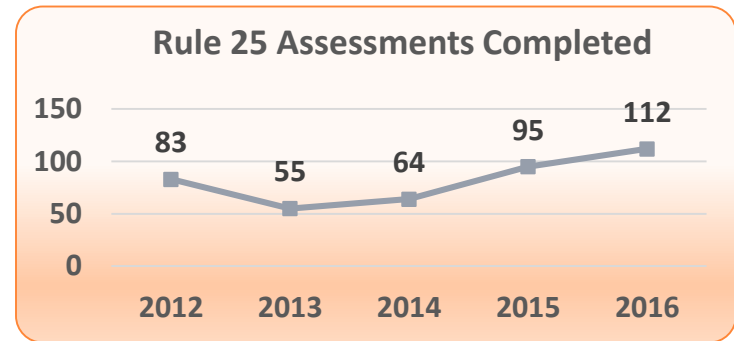
Mental Health Services

Needs identified in the Mental Health Needs Assessment continue to guide our work:

- 24/7 Mobile Crisis Services are a collaborative effort between Canvas Health, Lighthouse Child & Family Services, Resource Inc. and Therapeutic Services Agency.
- Chisago County HHS is not the only provider of Mental Health Case Management services.
- Supported Housing project (Willow Grove) is proposed to be located in North Branch and has been awarded funding and support from the Federal Home Loan Bank and the City of North Branch. The next application will be submitted in June to Minnesota Housing Finance Agency.

Chemical Dependency

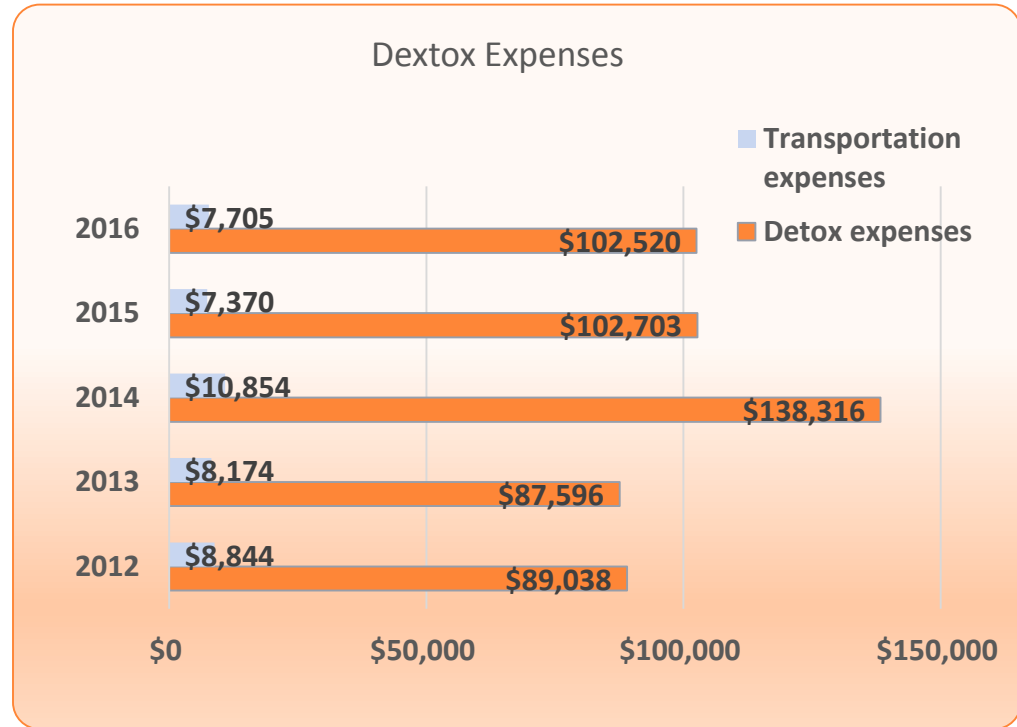
The Chemical Dependency Unit offers chemical use assessments and referral, detox and treatment funding.



- The Department of Human Services is working toward Substance Use Disorder reform and seeking to incorporate person-centered changes to provide the right level of service at the right time and treat addictions like other chronic health conditions.
- Thank you to our community partner, the Hazelden Betty Ford Foundation, for offering staff training and treatment for members of the community.

Chemical Dependency

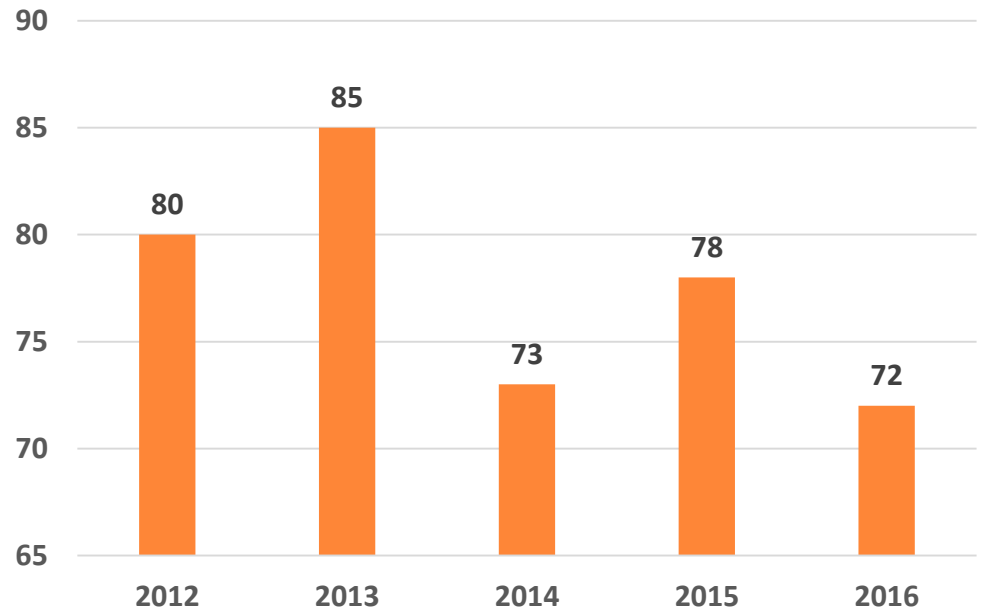
- The county of financial responsibility for detoxification services is the county where the person is physically present when the need for services is identified. MN Stat. 256G.06



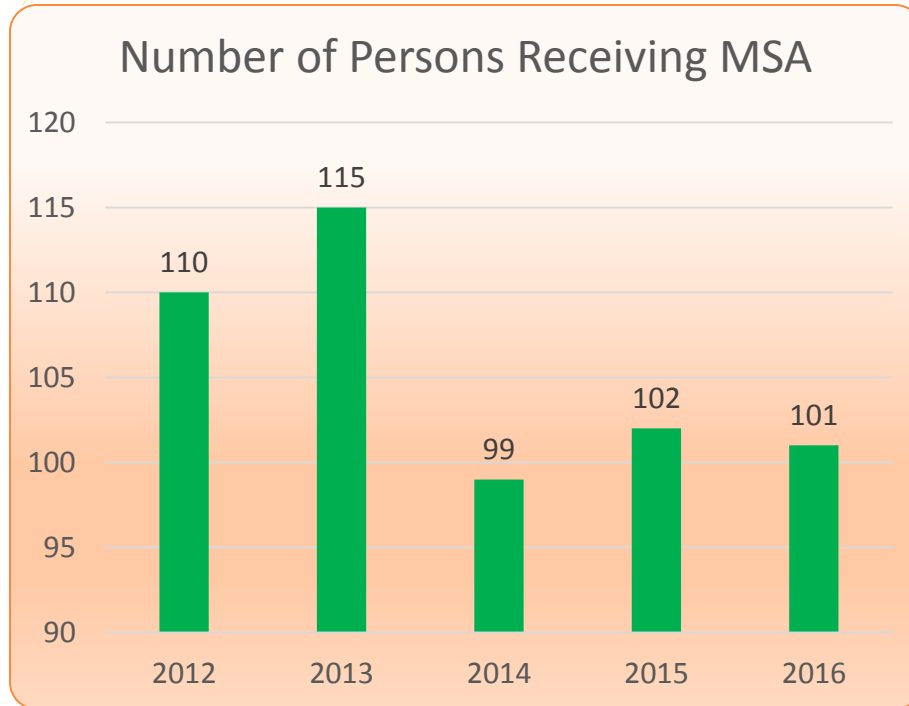
General Assistance

The General Assistance (GA) Program serves as Minnesota's primary safety net for single adults and childless married couples who are unable to work. The GA program provides monthly cash grants for people whose income and resources are less than program limits.

Number of Adults Receiving Cash Assistance



Minnesota Supplemental Aid (MSA)

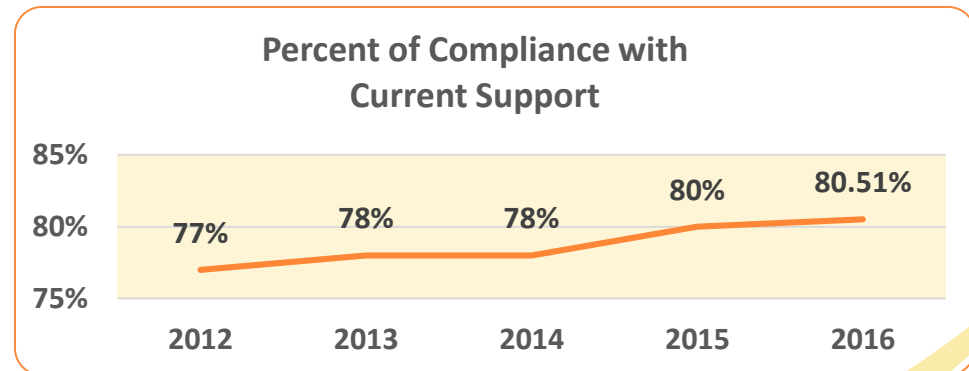
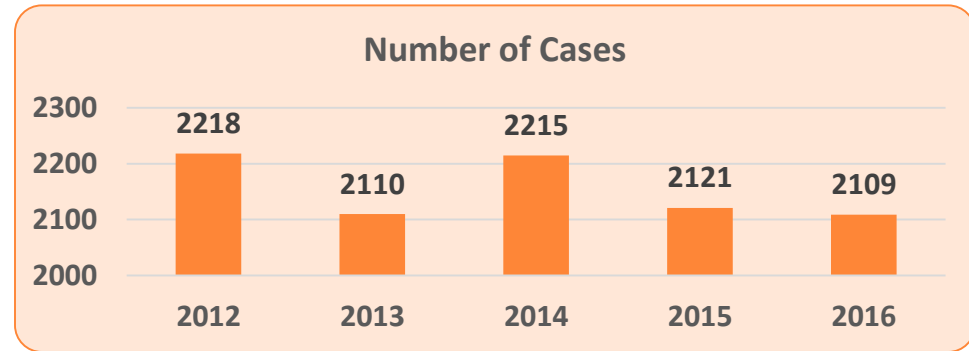


Minnesota Supplemental Aid (MSA) provides cash assistance to help adults who get Supplemental Security Income (SSI) pay for their basic needs. Persons who are blind, are disabled or are older than 65, without SSI may also be eligible for MSA if they meet the income limit.

Child Support

In the State of Minnesota -
Chisago County currently ranks:

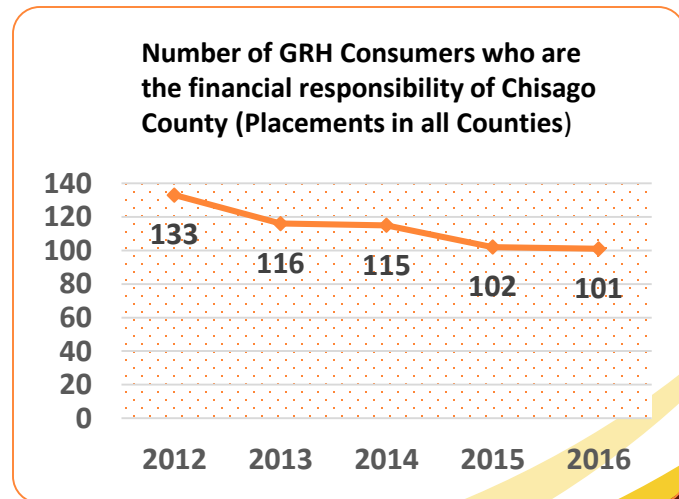
- ❖ 6th in Arrears Collected
- ❖ 9th in Order Establishment
- ❖ 10th in Collections on current support
- ❖ 30th in Paternity Establishment



Group Residential Housing (GRH)

Group Residential Housing is a state-funded income supplement program that pays for room-and-board costs for low-income, eligible, disabled adults who have been placed in a licensed or registered setting approved by a county human service agency.

- **42 GRH agreements, totaling 362 beds, were in effect in 2016 in Chisago County.**
- **The GRH rate for room and board for State Fiscal Year 2016 is \$891. This is the same as SFY 2015.**
- **This rate is based on the Federal Benefit Rate of the Supplemental Security Income (SSI) program and the value of Food Support for an individual.**

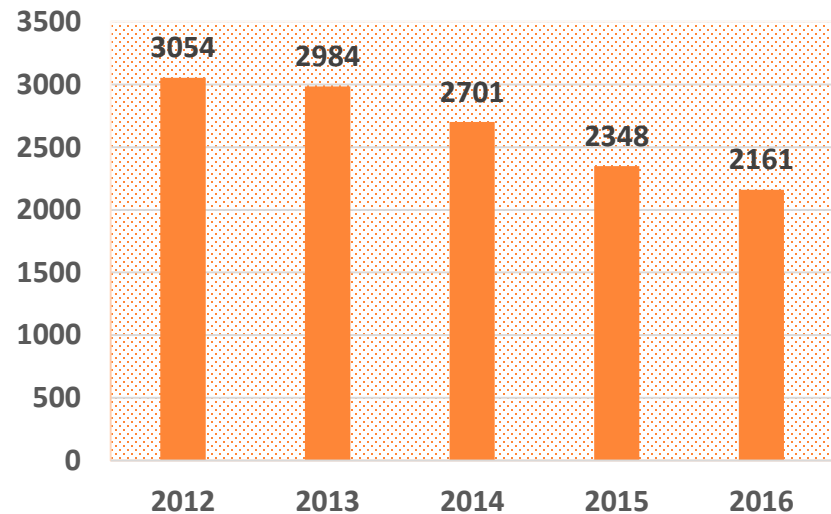


Supplemental Nutrition Assistance Program (SNAP)

- SNAP helps low income residents obtain food and supports state and local communities by boosting their economies.
- Every \$5 in SNAP benefits generates \$9.20* in total community spending.
- Able Bodied Adults Without Dependents (ages 18-49) was implemented the end of 2011 and is the reason for the decline in caseload size.

* Reported by the State Department of Human Services

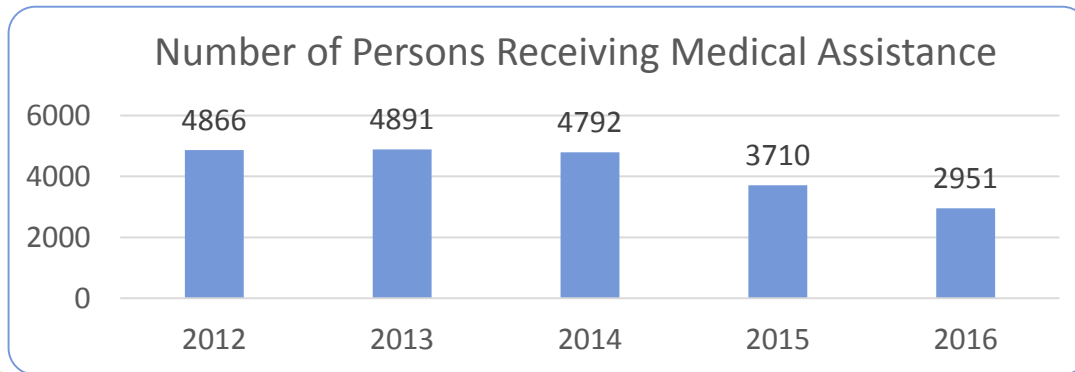
Number of Persons Receiving SNAP



Medical Assistance (MA) and MNSure

- MNSure is a health insurance option for MN residents who are uninsured, self-employed or whose employer doesn't offer health insurance.
- The population currently served under the MNSure umbrella are:
 - Single adults under 65 not disabled
 - Families without disabilities

In 2016 there were 3175 MNSure cases in Chisago County which reflect 6028 people served. In 2015 there were 2629 MNSure cases.

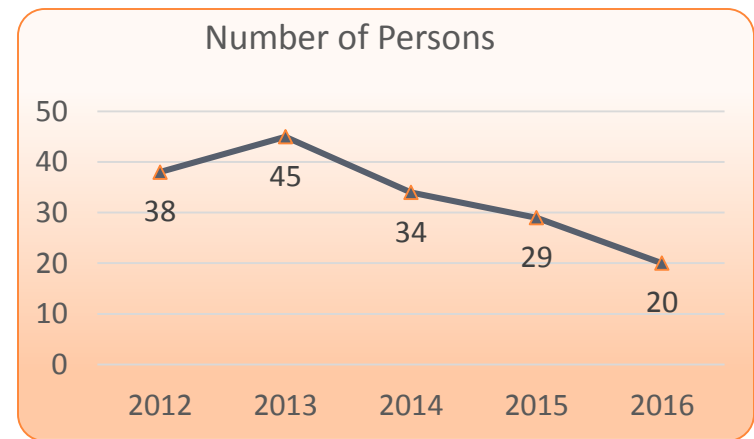


Chisago County passed the 2016 State Healthcare Audit after receiving corrective actions the previous two years

The reason for the decline in MA cases is the conversion process to MNSure or the reapplication process and moving cases to the new system.

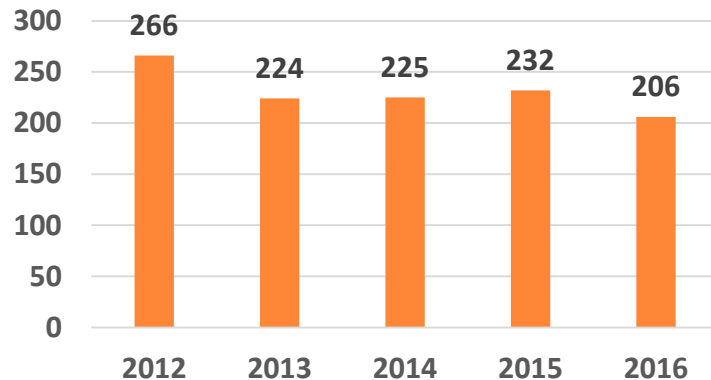
Diversionary Work Program (DWP)

- DWP is a four-month program that helps Minnesota low-income families find employment.
- We are in partnership with Pine Technical College to provide employment services so clients can achieve self-sufficiency.
- The goal of DWP is to help parents immediately access paid work versus public assistance.



Minnesota Family Investment Program (MFIP)

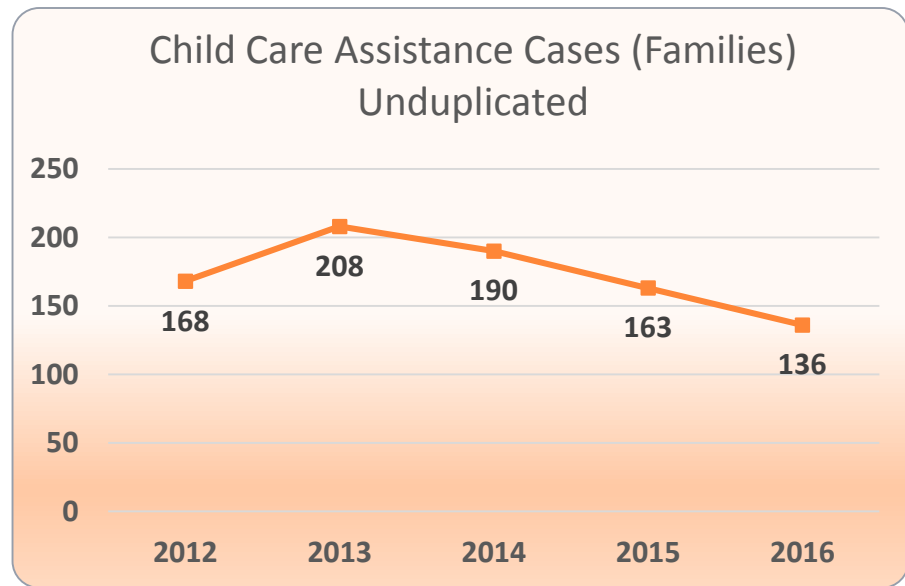
Number of persons
receiving cash assistance



- MFIP is a program to help low-income families with children meet their basic needs while helping parents move to financial stability through work.
- We are in partnership with Pine Technical College to provide employment services so clients can achieve self-sufficiency.
- *86 cases as of 3-31-17.

Child Care Assistance

Childcare subsidies can be paid out to credentialed Licensed, Legal Non-Licensed, Licensed Exempt and Childcare Centers for low income families who have applied and been found eligible to receive Childcare Assistance.



Fraud

Fraud investigations for public assistance programs work in a partnership with Income Maintenance staff and the Chisago County Sheriff's Department.

2013

- 118 investigations conducted
- Savings of \$43,828 and
- Overpayments of \$27,434

2014

- 81 investigations conducted
- Savings of \$58,080 and
- Overpayments of \$22,594

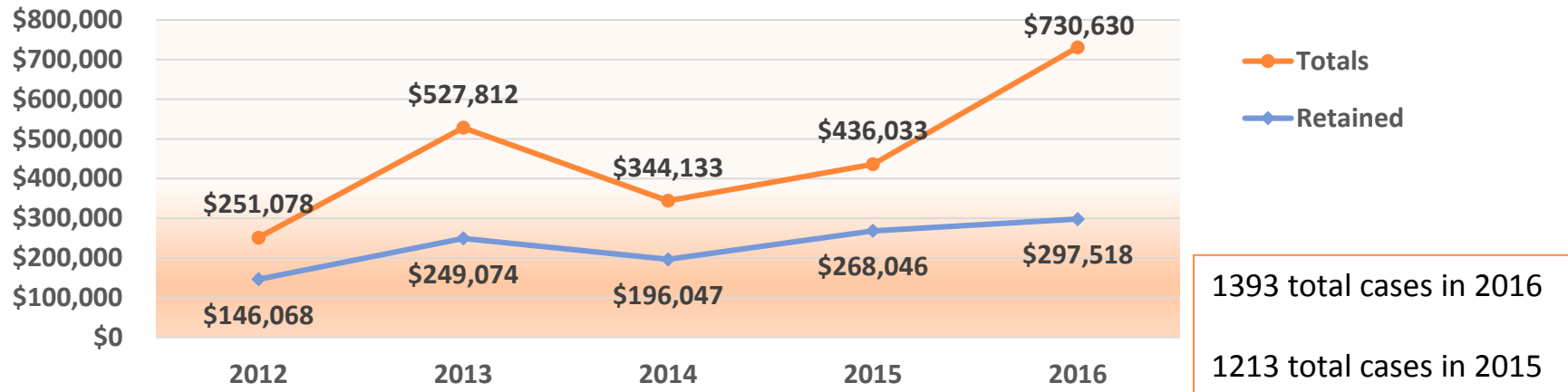
2015

- 84 investigations conducted
- Savings of \$28,603 and
- Overpayments of \$45,725

2016

- 77 investigations conducted
- Savings of \$85,566
- Overpayments of \$16,758

Collections



Collections consist of overpayments to recipients, out of home placement fees assessed to families, detoxification fees, medical assistance, estate liens and fraud recoveries.

VETERANS SERVICES

Office Interviews

- 652 in 2012
- 587 in 2013
- 646 in 2014
- 612 in 2015
- 572 in 2016

Veterans Transit

390 in 2012

300 in 2013

348 in 2014

374 in 2015

428 in 2016

- ❖ Rides are provided in a wheelchair accessible bus to the VA Medical Center in Minneapolis.
- ❖ Four volunteer drivers are used on a rotating schedule.

2016 Actual Tax Levy

